




Grades 1 and up

TruthQuest History

American History for Young Students III
(1865-2000)

Notebooking Pages



A Journey Through Learning
www.ajourneythroughlearning.com

Please check our website at:
www.ajourneythroughlearning.com

**While there, sign up for our email newsletters and receive a FREE lapbook!
You'll also receive great discount codes, special offers, and find out
what's new and what's to come!**

Join us on Facebook!

These notebooking pages were especially created to accompany the TruthQuest History
By: Michelle Miller

www.truthquesthistory.com

It was created with her blessing!

Authors: Nancy Fileccia and Paula Winget
Copyright © 2011
Published by A Journey Through Learning, L.L.C.

All rights reserved. No part of this book may be reproduced in any form without written permission from the publisher. Permission is granted to print for one family use only. Purchase of these notebooking pages does not entitle reproduction of any part of the pages for any entire school, district, system. Such use is strictly prohibited.

ISBN:

Printed in the United States of America

What is Notebooking?

Notebooking is a new term for an old concept-journaling! Notebooking is simply taking the old boring, black and white composition notebook and replacing it with a 3 ring binder. Then the fun begins!

Why is Notebooking a great teaching tool?


Notebooking pages give a child a place to become creative. Through notebooking, your child will be using and developing many important skills. He/She will use narration skills, writing skills, organizational skills and even artistic skills. It also allows you to know how much your child has understood and gained from the subject.

How do I use these notebooking pages with the *TruthQuest History* program?

You will find a notebooking page for most of the topics in the program. Simply read about the topic of study, then have your child “re-tell” what they have learned on the page. Once the notebook is completed, your child will then be able to share his/her new-found knowledge with dad, grandparents, or even themselves in a creative and fun way. The notebooks also become a great way to look back over the year to see how your child has grown in language usage, penmanship, and creativity.

Table of Contents


Reconstruction
Westward Ho!
The Wild West
Choo-Choo!
More Gold!
Native American Indians
War in the West!
Middle America...and New Ideas
Aloha!
Immigrants...and the 'Lady' Who Greeted Them!
Life in the Big City
Business is Booming!
Technology!
Achieve-A-Rama!
Battle of Beliefs
Teddy Roosevelt
Spanish-American War
Ideas in Art, Books, and More!
More Heroes!
Peace? No! World War One!
After the War...and How 'Art' America?
The Roaring '20s
Hard Times-The Great Depression
Stop and Think
Franklin Delano Roosevelt: Was His 'New Deal' the 'Right Deal?'
The 1930s
War Clouds! (World War II)
Nuremberg Trials
The 1940s
From 'Hot War' to 'Cold War' to 'Hot War' Again!
The Cold War "Takes Off" (Space Exploration)
The 1950s & 1960s
The Civil Rights Movement
People...and Nature
From the 1970s...to Today!
Another Wrong Turn (Postmodernism)



Topic

SAMPLE PAGE

Westward
Ho!



The Wild West

3b. Famous westerners-cowboys, cowgirls, marshals, explorers, and more!

Topic

SAMPLE PAGE





The Roaring '20s
22c. Charles Lindbergh,
and his wife, Anne

SAMPLE PAGE

The 1930s

26f. Hindenburg Disaster-

SAMPLE PAGE





SAMPLE PAGE

The Cold War "Takes Off"
(Space Exploration)

From the 1970s...to Today!

SAMPLE PAGE

Name

Draw or glue a picture