




Grades 1 and up

# TruthQuest History

American History for Young Students I  
(Exploration-1800)

## Notebooking Pages



A Journey Through Learning  
[www.ajourneythroughlearning.com](http://www.ajourneythroughlearning.com)

**Please check our website at:**  
[www.ajourneythroughlearning.com](http://www.ajourneythroughlearning.com)

**While there, sign up for our email newsletters and receive a FREE lapbook!  
You'll also receive great discount codes, special offers, and find out  
what's new and what's to come!**

**Join us on Facebook!**

These notebooking pages were especially created to accompany the TruthQuest History  
By: Michelle Miller  
[www.truthquesthistory.com](http://www.truthquesthistory.com)

It was created with her blessing!

Authors: Nancy Fileccia and Paula Winget  
Copyright © 2010  
Published by A Journey Through Learning, L.L.C.

All rights reserved. No part of this book may be reproduced in any form without written permission from the publisher. Permission is granted to print for one family use only. Purchase of these notebooking pages does not entitle reproduction of any part of the pages for any entire school, district , system. Such use is strictly prohibited.

Printed in the United States of America

Clip art is from Art Explosion 800,000 and  
[www.clipart.com](http://www.clipart.com) with permission

What fun! An incredibly rich smorgasbord of activities has been written for children on the topic of American history! And youngsters are so anxious to meet Pocahontas and the Pilgrims, cowboys and Indians, George Washington and Daniel Boone!

Yet, children of this age seek the meaning of American history too. Usually, they are just presented with a few famous people and events, but TruthQuest History includes commentary which subtly presents the thread of God's hand in American history in a much deeper and broader exploration of our past.

Our Notebooking Pages are meant to be used with the book American History for Young Students 1 (Exploration-1800) by TruthQuest History. They are another way that your child can record learned information. You will find a notebooking page for most of the topics in the program. Simply read about the topic of study, then have your child "re-tell" what they have learned on the page. Once the notebook is completed, your child will then be able to share his/her new-found knowledge with dad, grandparents, or even themselves in a creative and fun way. The notebooks also become a great way to look back over the year to see how your child has grown in language usage, penmanship, and creativity. (Recommended for grades 1 and up).

## **What is Notebooking?**

Notebooking is a new term for an old concept-journaling! Notebooking is simply taking the old boring, black and white composition notebook and replacing it with a 3 ring binder. Then the fun begins!

## **Why is Notebooking a great teaching tool?**


Notebooking pages give a child a place to become creative. Through notebooking, your child will be using and developing many important skills. He/She will use narration skills, writing skills, organizational skills and even artistic skills. It also allows you to know how much your child has understood and gained from the subject.

## **How do I use these notebooking pages with the *TruthQuest History* program?**

You will find a notebooking page for most of the topics in the program. Simply read about the topic of study, then have your child “re-tell” what they have learned on the page. Once the notebook is completed, your child will then be able to share his/her new-found knowledge with dad, grandparents, or even themselves in a creative and fun way. The notebooks also become a great way to look back over the year to see how your child has grown in language usage, penmanship, and creativity.

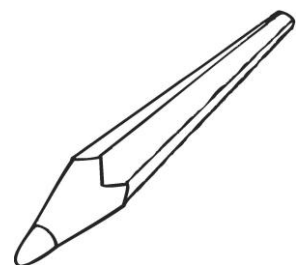
## Table of Contents

The Discovery of America  
Leif Ericson  
Christopher Columbus  
Amerigo Vespucci  
John Cabot  
Ponce de Leon  
Hernando de Soto  
Vasco Nunez de Balboa  
Coronado  
The Thirteen Colonies  
Cartier  
Champlain  
Henry Hudson  
Pedro Menéndez  
Sir Walter Raleigh  
Roanoke Island  
Captain John Smith  
Pocahontas  
Jamestown  
The Pilgrims  
The Mayflower  
The Mayflower Compact  
Squanto  
John Winthrop  
Indian Tribes  
John Eliot  
La Salle  
Marquette & Jolliet  
Peter Stuyvesant  
Famous Pirates  
King Philip's war  
William Penn  
Colonial America  
New Orleans  
Smallpox





Vitus Bering  
Benjamin Franklin  
George Washington  
John Wesley & Charles Wesley  
George Whitefield  
Jonathan Edwards  
Nathaniel Bacon & Peter Zenger  
Slavery and Indentured Servanthood  
Spanish-American Explorers  
Ancient Indians of the Southwest  
Pioneer Life  
Indians of the New Frontier  
Missionary to the Indians  
The French & Indian War  
Chief Pontiac  
Daniel Boone  
Captain Cook  
Colonial Cities  
Boston Massacre  
Boston Tea Party  
Paul Revere  
Battles of the American Revolution  
Important People of the American Revolution  
Important Events of the American Revolution  
Weapons Used in the American Revolution  
Uniforms of the Patriots  
Uniforms of the Loyalists  
The Declaration of Independence  
Betsy Ross  
Benedict Arnold  
A Peace Treaty  
Historical Non-Fiction Book Report  
Historical Fiction Book Report  
The Constitution  
Early Republic era  
The First President  
The First Vice-President  
America Grows





# Leif Ericson

Sample page


# John Cabot

Sample page





# Massachusetts



Founder: \_\_\_\_\_

Date: \_\_\_\_\_

Sample page

---

---

---

---



Sir Walter Raleigh

Sample page

---

---

---

---

---

---

---

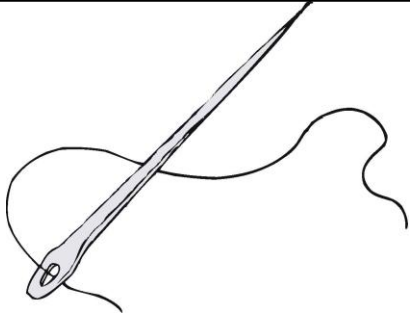
---

---

---

---

---



# Betsy Ross



---

---

---

---

---

---


---

---

Sample page

Draw the flag.

A large, empty rectangular box with a thick black border, intended for drawing the flag.




# The Constitution

---

---

---

Sample page



# America Grows!



Sample page