




Grades 1 and up

# TruthQuest History

American History for Young Students II  
(1800-1865)

## Notebooking Pages



A Journey Through Learning  
[www.ajourneythroughlearning.com](http://www.ajourneythroughlearning.com)

**Please check our website at:**  
[www.ajourneythroughlearning.com](http://www.ajourneythroughlearning.com)

**While there, sign up for our email newsletters and receive a FREE lapbook!  
You'll also receive great discount codes, special offers, and find out  
what's new and what's to come!**

**Join us on Facebook!**

These notebooking pages were especially created to accompany TruthQuest History  
By: Michelle Miller

[www.truthquesthistory.com](http://www.truthquesthistory.com)

It was created with her blessing!

Authors: Nancy Fileccia and Paula Winget  
Copyright © 2010  
Published by A Journey Through Learning, L.L.C.

All rights reserved. No part of this book may be reproduced in any form without written permission from the publisher. Permission is granted to print for one family use only. Purchase of these notebooking pages does not entitle reproduction of any part of the pages for any entire school, district, system. Such use is strictly prohibited.

ISBN:

Printed in the United States of America

## **What is Notebooking?**

Notebooking is a new term for an old concept-journaling! Notebooking is simply taking the old boring, black and white composition notebook and replacing it with a 3 ring binder. Then the fun begins!

## **Why is Notebooking a great teaching tool?**

Notebooking pages give a child a place to become creative. Through notebooking, your child will be using and developing many important skills. He/She will use narration skills, writing skills, organizational skills and even artistic skills. It also allows you to know how much your child has understood and gained from the subject.


## **How do I use these notebooking pages with the *TruthQuest History* program?**

You will find a notebooking page for most of the topics in the program. Simply read about the topic of study, then have your child “re-tell” what they have learned on the page. Once the notebook is completed, your child will then be able to share his/her new-found knowledge with dad, grandparents, or even themselves in a creative and fun way. The notebooks also become a great way to look back over the year to see how your child has grown in language usage, penmanship, and creativity.


# Table of Contents



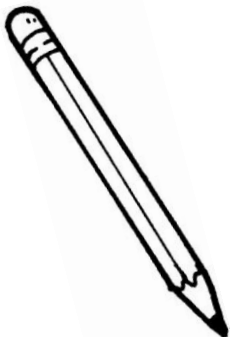
The Constitution  
George Washington  
John Adams  
The White House  
Thomas Jefferson  
Washington D.C.  
U.S. Capitol  
Louisiana Purchase  
Lewis & Clark  
Sacagawea  
Zebulon Pike  
Barbary Pirates  
Alexander Hamilton & Aaron Burr  
War of 1812  
James Madison  
Tecumseh and William H. Harrison  
Dolley Madison  
Francis Scott Key  
Science and Industry  
Industrial Revolution  
Pioneers  
Indians  
Osceola and Seminole Wars  
Black Hawk War  
Sequoyah  
Johnny Appleseed  
Davy Crockett  
John James Audubon  
Mountain Men  
Santa Fe Trail  
Erie Canal  
James Monroe  
Sectionalism and Slavery  
John Quincy Adams




## Table of Contents continued



- American Writers
- Andrew Jackson
- Great Southwest
- Battle of the Alamo
- Texas Heroes
- Battle California
- California Heroes
- People of the California Gold Rush
- The Oregon Trail
- Gold Fever
- Clipper Ships and High Seas Adventure
- Whaling Days
- Pony Express
- Underground Railroad
- Harriet Tubman
- John Brown's Raid
- Abraham Lincoln
- The Confederate States of America
- Civil War
- Battles of the Civil War
- Important Events of the Civil War
- Weapons Used in the Civil War
- Events of 1861
- Events of 1862
- Events of 1863
- Events of 1864
- Events of 1865
- Naval Battles
- Naval Heroes
- Important Folk of the War Between the States
- African-American Soldiers
- Civil War Nurses and Medics
- Civil War Spies
- Uniforms of the North
- Uniforms of the South
- Historical Fiction Book Report



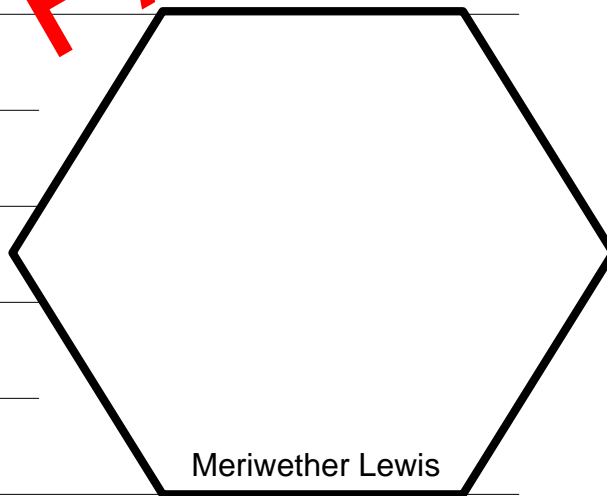
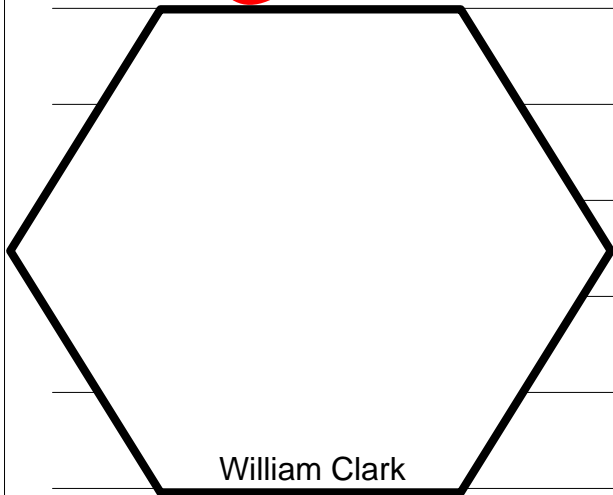


# U.S. Capitol Building

**SAMPLE PAGE**

Lewis &  
Clark

SAMPLE PAGE





## Francis Scott Key

---

---

---

---

---

Copy a section of the Star-Spangled Banner here

**SAMPLE PAGE**

---

---

---

---

---

---

---

---

---

---

---

---

---

---

---

---

---


---

---



# Pioneers

SAMPLE PAGE



Make a copy of this page for each pioneer that you study.