




Grades 5-up

TruthQuest History

Ancient Rome

Notebooking Pages



A Journey Through Learning
www.ajourneythroughlearning.com

Please check our website at:
www.ajourneythroughlearning.com

While there, sign up for our email newsletters and receive a FREE lapbook!
You'll also receive great discount codes, special offers, and find out
what's new and what's to come!

Join us on Facebook!

These notebooking pages were especially created to accompany the TruthQuest History
By: Michelle Miller

www.truthquesthistory.com

It was created with her blessing!

Authors: Nancy Fileccia and Paula Winget

Copyright © 2011

Published by A Journey Through Learning, L.L.C.

All rights reserved. No part of this book may be reproduced in any form without written permission from the publisher. Permission is granted to print for one family use only. Purchase of these notebooking pages does not entitle reproduction of any part of the pages for any entire school, district , system. Such use is strictly prohibited.

Printed in the United States of America

What is Notebooking?

Notebooking is a new term for an old concept-journaling! Notebooking is simply taking the old boring, black and white composition notebook and replacing it with a 3 ring binder. Then the fun begins!

Why is Notebooking a great teaching tool?

Notebooking pages give a child a place to become creative. Through notebooking, your child will be using and developing many important skills. He/She will use narration skills, writing skills, organizational skills and even artistic skills. It also allows you to know how much your child has understood and gained from the subject.

How do I use these notebooking pages with the *TruthQuest History* program?

You will find a notebooking page for most of the topics in the program. Simply read about the topic of study, then have your child “re-tell” what they have learned on the page. Once the notebook is completed, your child will then be able to share his/her new-found knowledge with dad, grandparents, or even themselves in a creative and fun way. The notebooks also become a great way to look back over the year to see how your child has grown in language usage, penmanship, and creativity.

Table of Content



Life in Ancient Rome
Who Were the Romans?
Growing Up in Ancient Rome
The Trojan War Connection
Aeneas
Romulus and Remus
The Seven Kings of Rome
Neighbors of the Roman Monarchy-Etruscans
Government of the Roman Monarchy
Birth of the Roman Republic
Horatius
Mucius
Coriolanus
Cincinnatus
The Rule of Law
Limited Government
Attack of the Gauls!
All Roads Lead to Rome
Rome's Amazing Engineering Wonders
Punic Wars
Greece Falls to Rome!
Roman Army
The Poverty of Rome
Marius
Sulla
Pompey
Cicero
Gladiators
Spartacus
Julius Caesar
Cleopatra of Egypt
The Roman Empire Begins

Sample Page


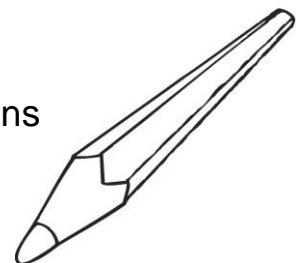


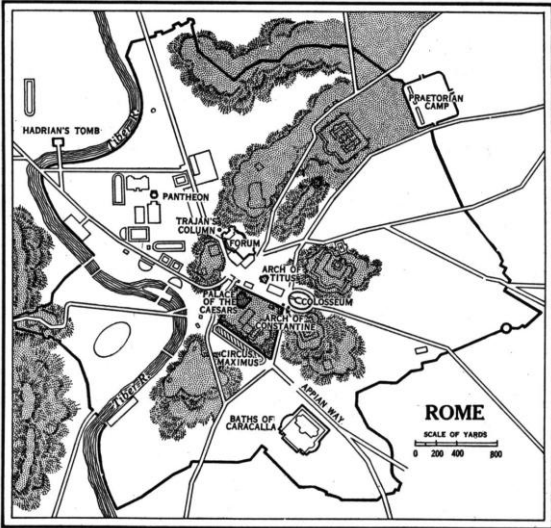
Table of Content continued



Brutus and the Battle of Philippi
Marc Antony and Cleopatra
Augustus Caesar
Pax Romana Life
Pax Romana Art, Sculpture, and Architecture
Pax Romana Literature
Birth of the Lord Jesus Christ
Life of the Lord Jesus Christ
Stories of People Who Met the Lord Jesus Christ
Crucifixion and Resurrection of the Lord Jesus Christ
Early Church
Early Christian Art
Tiberius
Caligula
Claudius
Nero
Queen Boadicea
Vespasian
Titus
Domitian
Colosseum
Pompeii
Trajan
Hadrian
Marcus Aurelius
Commodus
Severus and his Successors
Emperor Diocletian
Constantine
Athanasius
Bishop Nicholas
Battle of Adrianople
Theodosius
Augustine
Fall of Rome to the Barbarian Invasions



Life in Ancient Rome



Sample Page

Who Were the Romans?

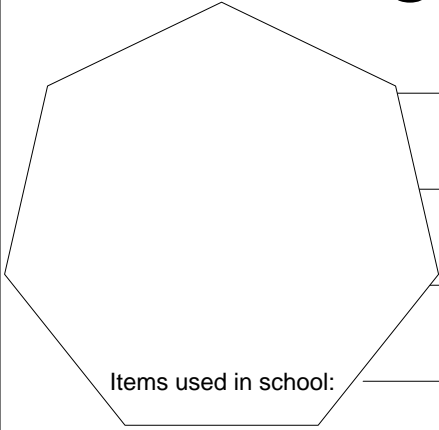
Men

Women

Children

Sample Page

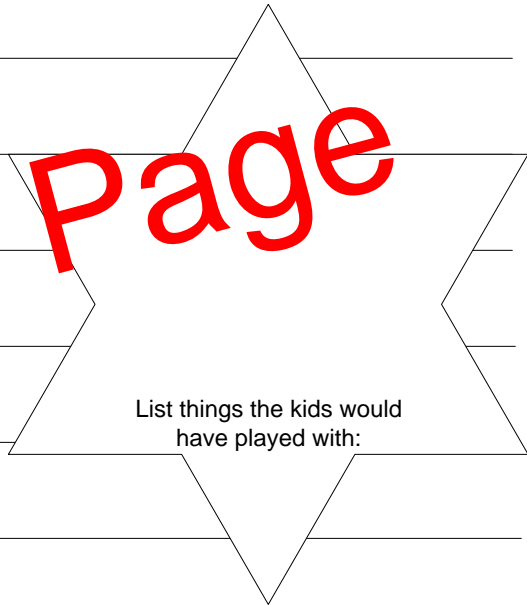
Growing Up in Ancient Rome



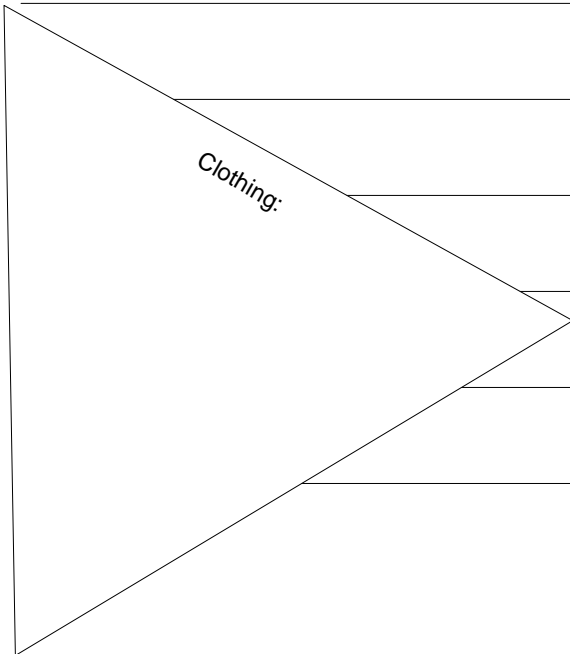
Items used in school:

Sample Page

List things the kids would have played with:



Clothing:



The Trojan War Connection

Sample Page





Aeneas

Sample Page